































































# The Jackalope Lope 2023

## Gender Results

Place	Bib	Name	Nat.	Age	AG	ChipTime
10ishk						
Female						
1.	62	Grover, Megan		36	Female 35-39	1:17:09
2.	47	Bowser, Autumn		41	Female 40-44	1:25:41
3.	53	Applegate, Stacey		48	Female 45-49	1:29:53
4.	61	Fisher, Sandra		54	Female 50-54	1:32:37
5.	64	Wilkey, Kim		37	Female 35-39	1:33:03
6.	34	mueller, kaylee		23	Female 20-24	1:35:15
7.	37	Lynn, Lexi		19	Female 15-19	1:36:18
8.	63	Callahan, Shay		28	Female 25-29	1:40:05
9.	25	Osborne, Payton		17	Female 15-19	1:40:18
10.	10	McNulty, Antoinette		48	Female 45-49	1:41:03
11.	27	Osborne, Cristine		50	Female 50-54	1:41:13
12.	40	Applekamp, Emily		39	Female 35-39	1:41:23
13.	33	Eagleson, Dessa		39	Female 35-39	1:41:54
14.	22	Huddlestun, Tiana		30	Female 30-34	1:42:06
15.	12	Caldwell, Lindsay		35	Female 35-39	1:42:11
16.	48	Good, Kristin		35	Female 35-39	1:43:00
17.	42	DeBrabant, Leah		33	Female 30-34	1:43:08
18.	5	Richardson, Destiny		30	Female 30-34	1:43:26
19.	58	Curry, Brindy		42	Female 40-44	1:49:38
20.	3	Sundal, Lindsay		38	Female 35-39	1:51:06
21.	4	Gasik, Stephanie		31	Female 30-34	1:53:58
22.	69	Wheeler, Casey		44	Female 40-44	1:55:46
23.	50	Runyan, Karen		59	Female 55-59	1:57:19
24.	52	MacFarlane, Kerri		54	Female 50-54	2:02:04
25.	56	Futhey, Katherine		30	Female 30-34	2:03:38
26.	90	Barnhart, Denise		58	Female 55-59	2:03:53
27.	20	Riley, Erin		29	Female 25-29	2:05:57
28.	15	Castellanos, Jacklyn		35	Female 35-39	2:07:34
29.	67	Brotzman, Sarah		27	Female 25-29	2:08:56
30.	30	Bryant, Sarah		33	Female 30-34	2:10:36
31.	57	teNyenhuis, Caitlin		28	Female 25-29	2:10:48
32.	19	Dahnke, Alex		28	Female 25-29	2:12:50
33.	66	Riske-Gomez, Jessica		45	Female 45-49	2:19:51
34.	45	Foust, Amy		42	Female 40-44	2:20:07
35.	71	Schumacher, Amanda		51	Female 50-54	2:35:44
36.	72	Spielmann, Jamie		42	Female 40-44	2:44:28
37.	73	Speakman, Amy		47	Female 45-49	2:44:28
38.	55	lindahl, Sabrina		43	Female 40-44	3:10:04
Male						
1.	68	nelson, trevor		43	Male 40-44	1:14:26
2.	54	Cowitz, Samuel		30	Male 30-34	1:20:49
3.	43	Mercill, Christian		36	Male 35-39	1:21:33
4.	38	Hansen, Jeffrey		40	Male 40-44	1:23:56
5.	23	Mosk, Steven		28	Male 25-29	1:24:23
6.	60	Fisher, Daniel		58	Male 55-59	1:25:01













# The Jackalope Lope 2023

## Gender Results









Place	Bib	Name	Nat.	Age	AG	ChipTime
7.	46	Bowser, Tony		42	Male 40-44	1:26:55
8.	44	Crouch, John		58	Male 55-59	1:31:09
9.	28	Christensen, Matthew		35	Male 35-39	1:31:09
10.	41	Kelly, Jason		53	Male 50-54	1:33:41
11.	93	Gonzalez, Umberto		45	Male 45-49	1:33:41
12.	26	Osborne, Aaron		49	Male 45-49	1:33:41
13.	49	Good, Michael		36	Male 35-39	1:33:43
14.	14	Peterson, Dave		58	Male 55-59	1:33:52
15.	32	Appelfeller, Evan		21	Male 20-24	1:35:21
16.	8	Villa, Sonny		28	Male 25-29	1:37:43
17.	24	Niculescu, Yori		37	Male 35-39	1:37:44
18.	70	Barragan, Mario		26	Male 25-29	1:38:50
19.	29	Anderson, Torben		46	Male 45-49	1:39:46
20.	31	Diskin, Sam		32	Male 30-34	1:39:57
21.	59	Garcee, Jeremy		49	Male 45-49	1:42:45
22.	11	Billington, Patrick		34	Male 30-34	1:43:09
23.	7	Anderson, Aric		39	Male 35-39	1:46:48
24.	2	Sundal, Benjamin		45	Male 45-49	1:47:54
25.	35	Woods, Jakob		27	Male 25-29	2:00:37
26.	36	Reposa, Richard		46	Male 45-49	2:04:59
27.	6	Smith, Cody		36	Male 35-39	2:15:12
28.	65	GOmez, Luis		52	Male 50-54	2:19:51
29.	17	Hutchings, John		41	Male 40-44	2:21:48
30.	1	Rayl, Tim		46	Male 45-49	2:21:48

30ishk

### Female













1.	103	Crouch, Denise		49	Female 45-49	4:41:07
2.	85	Kavanaugh, Stacy		52	Female 50-54	4:41:07
3.	75	Mueller, Roxi		53	Female 50-54	4:46:58
4.	108	Sanders, Sarah		44	Female 40-44	4:53:24
5.	78	Ruiz, Cecilia		33	Female 30-34	4:55:34
6.	97	Ellis, Jessica		27	Female 25-29	5:01:52
7.	107	Hernandez, Yessenia		31	Female 30-34	5:30:43
8.	96	Zufall, Rebecca		52	Female 50-54	5:53:24
9.	104	Roe, Rachel		29	Female 25-29	5:57:09
10.	80	Coughlin, Cassidy		40	Female 40-44	6:02:41
11.	74	Pope, Amber		41	Female 40-44	6:05:33
DNF	105	Hill, Deanna		58	Female 55-59	

### Male

1.	100	Lishawa, Shane		44	Male 40-44	3:19:22
2.	101	Dean, Gerad		46	Male 45-49	3:23:04
3.	98	Boic, Dennis		47	Male 45-49	3:25:25
4.	89	Marano, Samuel		27	Male 25-29	3:40:42
5.	84	Olsen, Will		35	Male 35-39	3:57:26
6.	109	Mifsud, Nick		40	Male 40-44	4:12:09
7.	88	Walker, Niko		27	Male 25-29	4:14:44
8.	91	Eagleson, Aaron		43	Male 40-44	4:39:11

# The Jackalope Lope 2023

## Gender Results

Place	Bib	Name	Nat.	Age	AG	ChipTime
9.	111	Croteau, Ken		62	Male 60-64	4:46:56
10.	82	Haley, Kevin		41	Male 40-44	4:51:48
11.	106	Ray, Ricky		44	Male 40-44	4:53:59
12.	79	Ruiz, Edward		35	Male 35-39	4:55:34
13.	87	Spencer, Alan		30	Male 30-34	5:03:04
14.	99	Maginn, Chris		62	Male 60-64	5:04:34
15.	76	Perkons, Endijs		35	Male 35-39	5:04:37
16.	102	Hinton, Joseph		37	Male 35-39	5:04:55
17.	94	Hoffman, Kenneth Hoffman		64	Male 60-64	5:21:22
18.	81	Stubbendick, Joe		38	Male 35-39	5:32:25
19.	110	Snyder, Caleb		42	Male 40-44	5:42:54
20.	83	Dowell, Victor		36	Male 35-39	5:45:56

Number of records: 100